
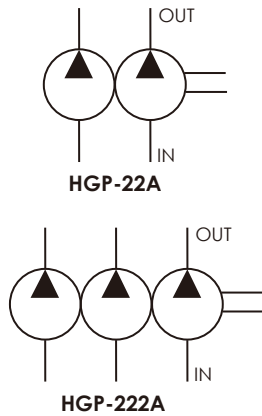


HGP-22A

- ▶ Displacement : 2~12 cc/rev (single)
- ▶ Max. Pressure : 250 kgf/cm²
(3500psi)
- ▶ Flange : JIS 4-bolt



SCHEMATIC SYMBOL



ORDER CODES

HGP-22A - **F** **9** **6** **R** - **W1** - **4BJ** - **P2**

1
2
3
3
4
5
6
7

1 Model Name	HGP-22A, HGP-222A	
2 Mounting	F	flange type
	L	foot type
3 Delivery Capacity	2, 3, 4, 5, 6, 8, 9, 11, 12	
4 Rotation Direction	R	clockwise
	L	counter - clockwise
5 Shaft Type *	W:	tang shaft
	Y:	spline shaft
6 Flange Mounting Type	X:	straight shaft
	Z:	taper shaft
7 Inlet and Outlet *	4BJ	JIS 4-bolt
	F:	flange type(F1)
	P:	PT(P1~P2)
	G:	PF, G, BSPP(G1~G2)
	N:	NPT(N1~N2)

* The dimension of shafts and inlet & outlet sizes please refer to Page 15.

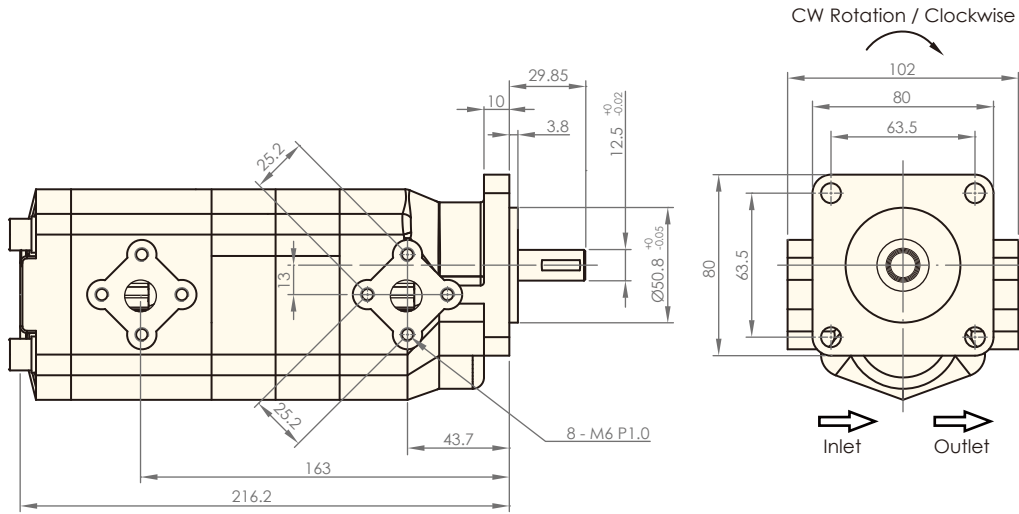
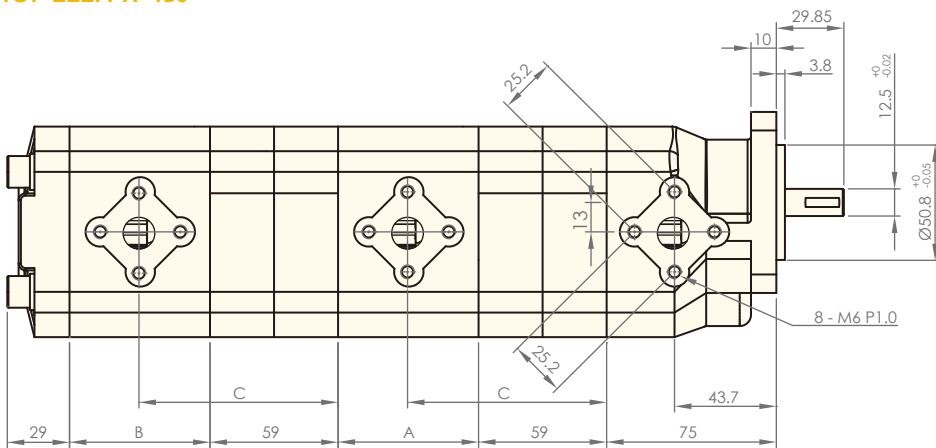
SPECIFICATIONS

Model	Accurate Displacement Capacity (cc/rev)	Operational Pressure (kgf/cm ²)	Max. Pressure (kgf/cm ²)	Speed (r.p.m.)			Weight (kg)
				Rate	Max.	Min.	
HGP-22A-22	2+2	210	250	1800	4000	700	3.38
HGP-22A-33	3+3	210	250	1800	4000	700	3.40
HGP-22A-44	4+4	210	250	1800	4000	700	3.40
HGP-22A-55	5+5	210	250	1800	4000	700	3.42
HGP-22A-66	6+6	210	250	1800	3500	700	3.42
HGP-22A-88	8+8	210	250	1800	3000	600	3.48
HGP-22A-99	9+9	210	250	1800	2500	550	3.48
HGP-22A-1111	11+11	210	250	1800	2000	500	3.48
HGP-22A-1212	12+12	175	210	1800	2000	500	3.52

* We provide many options to meet your displacement inquiries of tandem gear pumps, such as HGP-22A-96 (9+6 cc/rev).

* HGP-22A-5 do not belong to regular products. Customized service can be provided.

DIMENSIONS (unit : mm)

HGP-22A-X-4BJ

HGP-222A-X-4BJ


Model	A, B	C
HGP-222A-2	42.5	80.25
HGP-222A-3	45	81.5
HGP-222A-4	47	82.5
HGP-222A-5	49	83.5
HGP-222A-6	52	85
HGP-222A-8	54	86
HGP-222A-9	57	87.5
HGP-222A-11	57	87.5
HGP-222A-12	57	87.5

HGP-222A-Y-4BJ
